



performance  
vision



## Full Stack Performance Monitoring

Delivering consistent and reliable application performance across networks is a difficult task. Performance Vision helps IT departments avoid and solve performance degradations via proactive and comprehensive monitoring of end-user experience, network and application performance. Its performance analytics are shared across the teams involved in IT Operations (helpdesk, network, system and applications) to enable them optimize application delivery across the infrastructure.

# Helping IT manage the performance delivered to end-users

PINPOINT THE ROOT CAUSE IN 4 CLICKS!

Application performance is critical to successful business operations. Since problems can happen anywhere: at the end-user device, on the network, or across application infrastructures and networks, IT departments have to be nimble enough to resolve these issues in a timely manner. Aside from their skills, they need clear indicators to foresee and react quickly to degradations occurring at the end-user experience, network performance and application performance levels.

## **ENSURE RELIABLE IT PERFORMANCE THROUGH PROACTIVE MONITORING**

By continuously monitoring IT production systems, Performance Vision enables IT staff to identify and solve degradations even before end-users notice and report them.

## **TROUBLESHOOT FASTER**

Thanks to the complete performance history provided by Performance Vision, administrators can quickly identify the existence, scope and origin of degradations and escalate cases to the appropriate team with clear supporting documentation.

## **COLLABORATE EFFECTIVELY**

Full stack performance data provides a shared basis of measurements for network, system, DBA and application teams to collaborate. This common understanding of where and why problems occur and how application delivery can be improved facilitates the allocation and prompt completion of tasks.

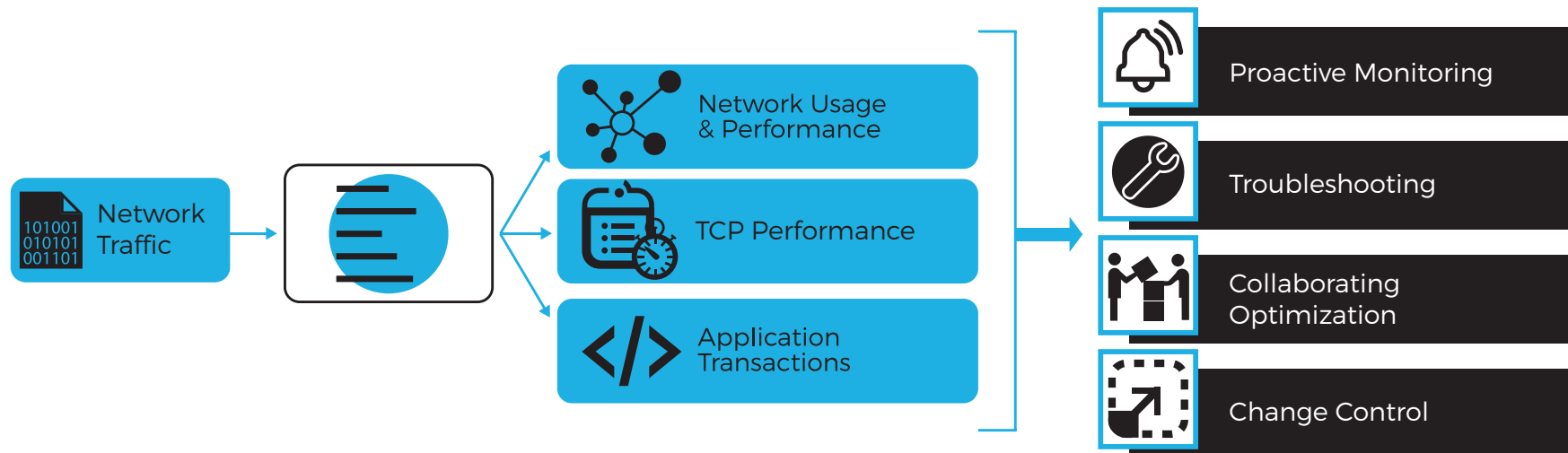
## **REDUCE RISKS IN KEY IT PROJECTS**

Any change to complex IT systems (deployment, migration, conversion, application roll-out) without complete visibility increases the risk of performance degradation. IT departments benefit from monitoring performance before, during and after changes to have a clear reference of what performance was, understand the dependencies of different systems, avoid errors and evaluate the impact on the end-user experience.

# How it works

## GENERATING PERFORMANCE ANALYTICS FROM THE WIREDATA

Performance Vision is a WireData-based IT Operations Analytics (ITOA) solution that combines advanced end-user experience monitoring, network performance and real-time transaction insight in a single virtual / physical appliance.



Performance Vision monitors network traffic, collecting network usage and performance, end-user experience and application transactions exchanged on physical, virtual, cloud and Software-Defined Networks.

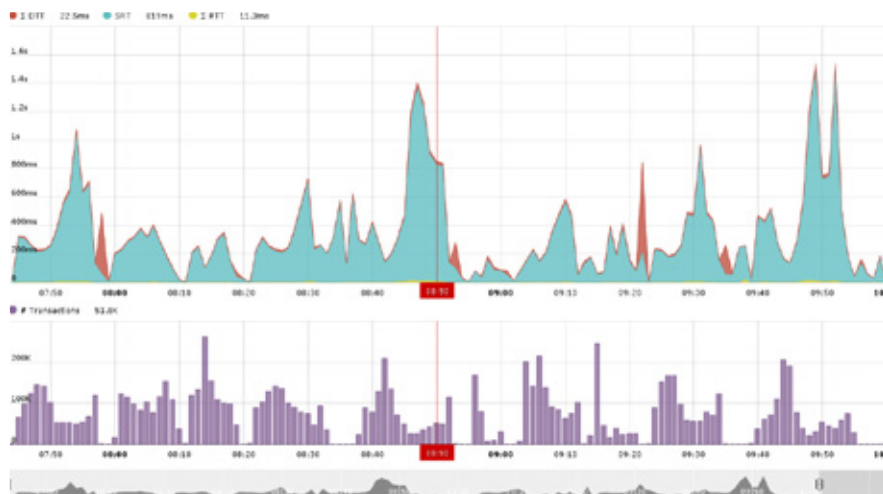
- 100% non-intrusive
- Deployed in minutes
- No agent
- Single interface for End-User Experience, NPM & APM

- Easy to use
- Seamless integration with monitoring infrastructure
- Secure web UI
- Innovative approach

# 360° visibility on application delivery

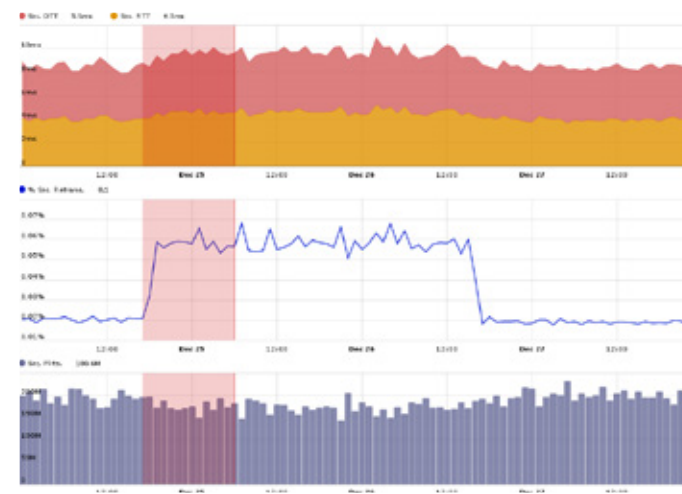
## NETWORK PERFORMANCE MONITORING (NPM)

- Monitor network performance in real-time through synthetic dashboards
- Visualize network performance and usage trends
- Gain instant insight in detailed network analysis
- Pinpoint abnormal behaviours and diagnose network errors



## REAL USER MONITORING

- Measure end-user experience against Service Level Agreements
- Diagnose and resolve degradations faster on all end-user activities
- Identify slowdowns, pinpoint their origin and instantly understand their scope (which users for which transactions)
- Map complex application chains and monitor their behaviour
- Evaluate the impact of deployments and migrations on network resources and end-user experience

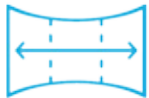


## TRANSACTION APM

- 100% of transactions measured in real-time with no impact or additional workload
- Performance monitoring of all application operations (web, database, file sharing, etc.)
- Continuous recording of response times and errors at transaction and end user levels
- All application errors are traced and categorized based on their origin and gravity
- End-user complaint diagnosis is done in a few clicks and drills down to detailed infrastructure, system and application levels without having to manipulate packets

Sync.	Begin Time	Duration	Poller	Clt. Zone	Srv. Zone	Srv. Port	Stack	Application	Clt. Traffic	Srv. Traffic
✓	2016-01-18 10:52:15	35.2 s	13g	Fallback	Fallback	80	Ethernet / IPv4 / TCP	■ http	33.6 MiB	1.7 GiB
✓	2016-01-18 11:01:13	35.0 s	13g	Fallback	Fallback	80	Ethernet / IPv4 / TCP	■ http	33.1 MiB	1.7 GiB
✓	2016-01-18 10:59:43	35.5 s	13g	Fallback	Fallback	80	Ethernet / IPv4 / TCP	■ http	32.3 MiB	1.6 GiB
✓	2016-01-18 10:49:15	3 min 0 s	13g	Fallback	Fallback	80	... / IPv4 / TCP / HTTP	■ http	31.5 MiB	1.6 GiB
✓	2016-01-18 10:41:53	3 min 13 s	13g	Private	Private	1433	... / TCP / TDS / TDS(msg)	■ sql-server	30.8 MiB	1.2 GiB
✓	2016-01-18 10:34:08	3 min 7 s	13g	Fallback	Fallback	1433	... / TCP / TDS / TDS(msg)	■ sql-server	22.6 MiB	812.9 MiB
✓	2016-01-18 10:34:00	3 min 10 s	13g	Fallback	Fallback	1433	... / TCP / TDS / TDS(msg)	■ sql-server	19.9 MiB	753.9 MiB
✓	2016-01-18 10:56:49	10.1 s	13g	Fallback	Fallback	80	... / IPv4 / TCP / HTTP	■ http	13.8 MiB	678.1 MiB
✓	2016-01-18 10:54:33	18.4 s	13g	Fallback	Fallback	800	Ethernet / IPv4 / TCP	■ NC	17.8 MiB	674.2 MiB
✓	2016-01-18 10:53:03	18.6 s	13g	Fallback	Fallback	800	Ethernet / IPv4 / TCP	■ NC	17.2 MiB	657.7 MiB
✓	2016-01-18 10:56:03	17.8 s	13g	Fallback	Fallback	800	Ethernet / IPv4 / TCP	■ NC	16.9 MiB	630.1 MiB
✓	2016-01-18 10:58:34	7.2 s	13g	Fallback	Fallback	80	... / IPv4 / TCP / HTTP	■ http	12.5 MiB	602.1 MiB
✓	2016-01-18 10:51:06	3 min 2 s	13g	Fallback	Fallback	80	... / IPv4 / TCP / HTTP	■ http	12.8 MiB	589.4 MiB
✓	2016-01-18 10:50:42	59.5 s	13g	Fallback	Fallback	80	Ethernet / IPv4 / TCP	■ http	12.5 MiB	551.8 MiB
✓	2016-01-18 10:55:13	59.9 s	13g	Fallback	Fallback	80	Ethernet / IPv4 / TCP	■ NC	12.7 MiB	546.0 MiB
✓	2016-01-18 10:58:10	3 min 59 s	13g	Fallback	Fallback	80	Ethernet / IPv4 / TCP	■ NC	12.1 MiB	536.2 MiB
✓	2016-01-18 10:52:12	59.3 s	13g	Fallback	Fallback	80	Ethernet / IPv4 / TCP	■ http	12.4 MiB	534.0 MiB
✓	2016-01-18 10:43:15	17 min 23 s	13g	Private	Private	1556	Ethernet / IPv4 / TCP	■ netbackup	10.0 MiB	464.9 MiB
✓	2016-01-18 10:53:43	1 min 29 s	13g	Fallback	Fallback	9201	Ethernet / IPv4 / UDP	■ NC	5.3 MiB	443.0 MiB
✓	2016-01-18 10:41:53	2 min 59 s	13g	Private	Private	1433	... / TCP / TDS / TDS(msg)	■ sql-server	168.6 MiB	367.9 MiB

# What makes Performance Vision unique?



## Wide Angle, Granular & Scalable

- All users, all applications, at any time
- 100% of the traffic captured is analysed from layer 2 to application transactions
- Every session, every transaction in detail
- Over 10Gbps per appliance in production, 40Gbps support



## Unified NPM & APM

- Network and application performance in ONE appliance
- Accelerated performance diagnostics
- Reduced installation and maintenance costs



## Real-Time Transactions

- Transaction capture in real-time 24x7
- Retention of response time and error data for every single transaction
- No packet analysis required!



## Universal Datacenter Coverage (Virtual, Cloud & SDN)

- Physical network capture up to 40Gbps
- Native integration in virtual datacenters, cloud and software-defined networks



## Scope of Transaction Analysis

- Web applications (Http/Https)
- Databases (SQL)
- Storage & file transfer
- Name services
- VoIP



## Fast and Easy Deployment

- Deployed in minutes
- Minimum maintenance workload
- Easiest to use on the market
- Microsoft Services autodetection
- 0-configuration required

# Testimonials

“ Performance Vision has quickly pinpointed bottlenecks, identified slowdowns due to the infrastructure. The other way around, we have been able to provide a clear feedback to some of our software vendors showing that our infrastructure performance was good and that we were facing application performance issues. ”

**Patrick JACQUEMIN,**  
Brest University Hospital



“ Performance Vision is a solution which requires little configuration and provides a lot of relevant information! After a few hours of configuration only, we had a complete status report every two hours for the network and the user experience of our 6 critical applications. ”

**Gérard WILLEMME,**  
Vinci Immobilier



“ Performance Vision's HTTP performance module has a very strong value for Indexis and this confirms that we made the right choice by switching to Performance Vision and that we shall benefit from the continuous improvement of their solution! ”

**Hendrik ADRIAENSEN,**  
Indexis



“ For diagnostics, Performance Vision outperforms our previous sniffer solutions and Netflow collectors. ”

**Stéphane DEWEZ,**  
Paris Police Headquarters





# Clients

## Banking & Insurance:

AG2R La Mondiale, Agirc  
Arrco, Baloise Assurances,  
Banque Palatine, La Française  
AM, Ikano Bank, Federale  
Verzekering, Mutual & Federal,  
Old Mutual

## Government:

Ademe, Bundeswehr  
Informatik, Business France,  
Chambre des Députés  
du Luxembourg, COCOF,  
International Standard  
Organization, Ministry  
of Defense (France),  
Department of Homeland  
Security (France), Prefecture  
de Police de Paris, and over  
40 local government entities

## Manufacturers:

Arcelor Mittal, Air Liquide,  
CMI Groupe, Faymonville,  
DCNS, KHS, Laboratoires  
Urgo, L'Oréal, Mölnlycke  
Healthcare, Pernod, Safran –  
Morpho, Sasol, Sercel, Solvay,  
Spie Batignolles

## Healthcare:

Over 80 hospitals including  
CHU Brest, Rouen, Cholet,  
Chirec Brussels, Saint-Denis,  
CHR Citadelle Liege, Clinique  
Saint Elizabeth, Cliniques  
Universitaires St Luc, Grand  
Hopital de Charleroi,  
Hospitals Iris Sud, Jan  
Yperman Zikenhuis

## Services & Utilities:

Atos, AutoOnline, CGI,  
Cogeco, Eandis, Euronews,  
Group S, Groupe E, Keolis,  
KPMG, Onet, Orange, PCCW  
Global, SNCF Immobilier,  
Vinci Immobilier, ZAG

## Education & Research:

Toulouse Academy, BRGM,  
Luxembourg Institute  
of Health, University of  
Luxemburg

## Retail:

Cdiscount, Crozatier, Cultura,  
Galeries Lafayette, Mr  
Bricolage, Optic2000

# Product Range



## PHYSICAL APPLIANCES

	Mobile	Site 10	Site 20	Datacenter 10	Datacenter 20	Datacenter 30	Datacenter 40
Flow Analyses Per Minute	50 K	100 K	250 K	500 K	1 M	1.3M	1.6M
Data Storage	- 1 TiB	1,9 TiB	3,8 TiB	5,7 TiB	7,6 TiB	11,5 TiB	15 TiB
Ethernet Interfaces	2x1Gb	8x1Gb	6x1Gb + 2x10Gb	6x1Gb + 2x10Gb	6x1Gb + 2x10Gb	6x1Gb + 2x10Gb	6x1Gb + 2x10Gb
<b>Options</b>							
RAID Data Redundancy	-	✓	✓	✓	✓	✓	✓
4x1Gbps Copper	-	✓	✓	✓	✓	✓	✓
2x10Gbps Fiber	-	✓	✓	✓	✓	✓	✓
2x40Gbps Fiber	-	-	-	✓	✓	✓	✓

## VIRTUAL APPLIANCES

Express Small	Express Large	Site Small	Site Medium	Site Large	Site XLarge	DC Small	DC Medium	DC Large	DC XLarge	DC XXLarge
20 K	250 K	20 K	50 K	100 K	250 K	500 K	750 K	1 M	1.3M	1.6M

88/90 Boulevard Sebastopol,  
F-75003 Paris,  
France

**Tel:** +33 1 78 09 07 00

**Website:** [www.performancevision.com](http://www.performancevision.com)

**Contact:** [sales@performancevision.com](mailto:sales@performancevision.com)